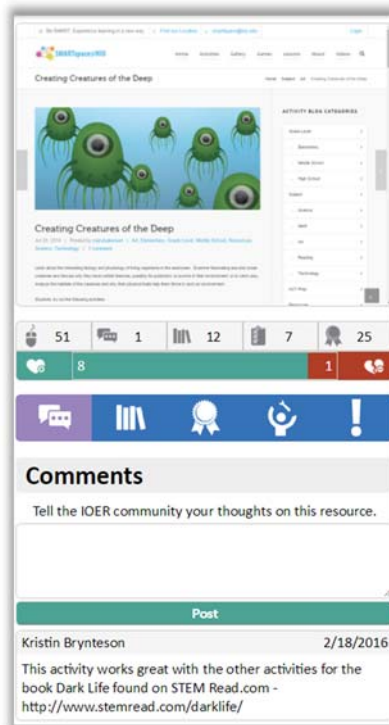


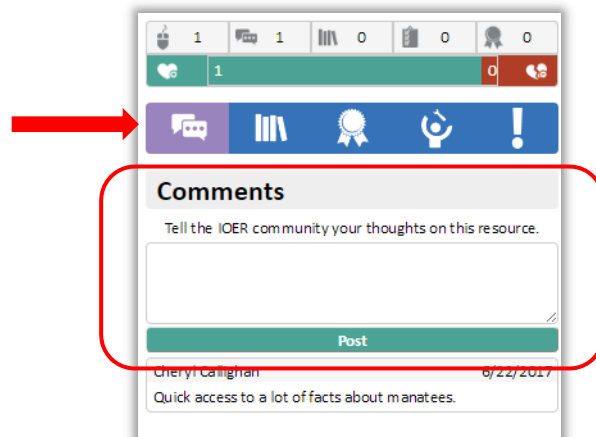


How to Leave Feedback

User feedback is located on the right side of any resource Detail Page. Registered users can leave comments, like or dislike a resource, evaluate the quality of a resource, and report an issue. Note: You must log in to leave feedback.

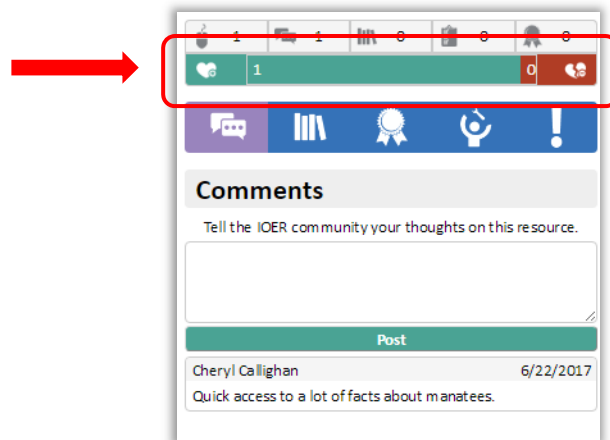


1. To add comments, select the conversation bubbles.





2. Type in your comments about the resource. Then click *Post*.
3. Your comment will appear below the text box. Note: Your name will be attached to the comment.
4. You can also click on the Like or Dislike icons.



5. If there is a serious issue about this resource you can send a report to the web managers. Click on the **!**, to report a problem.
6. Explain the problem, then click Report.

