

Types of Epidemiological Studies

Obj. 9.5: Compare & contrast different types of epidemiological studies.



Mini-Case

Read the short scenario from the CDC's EXCITE Epidemiology website (http://www.cdc.gov/excite/classroom/intro_epi.htm)

In March 1985, a nurse epidemiologist in a county health department noted, while reviewing surveillance data, three cases in a single month of hepatitis B of unusual origin. Hepatitis B, or serum hepatitis, is transmitted through sexual contact and by exposure to infected bodily fluids, but these three patients did not seem to have the usual risk factors. All three people did, however, indicate having received injections at the same health care facility.

The nurse's immediate questions were: Is this a coincidence? Did these three cases occur by chance or is there a link? In this instance, the nurse decided to pursue an investigation. **What might the nurse do next?**

DISCUSS

Epidemiological Methods

Predict: What kind of methods do you think epidemiologists might use for studying a health problem?



Epidemiological Studies

Recall the definition of epidemiology: "*the study of the distribution and determinants of health-related states in specified populations, and the application of this study to control health problems.*" A look at the key words will help illuminate the meaning:

- **Study**—Epidemiology is the basic science of public health. It's a highly quantitative discipline based on principles of statistics and research methodologies.
- **Distribution**—Epidemiologists study the distribution of frequencies and patterns of health events within groups in a population. To do this, they use descriptive epidemiology, which characterizes health events in terms of time, place, and person.

Determinants—Epidemiologists also attempt to search for causes or factors that are associated with increased risk or probability of disease. This type of epidemiology, where we move from questions of "who," "what," "where," and "when" and start trying to answer "how" and "why," is referred to as analytical epidemiology.

Source: CDC EXCITE Epidemiology Lesson (http://www.cdc.gov/excite/classroom/intro_epi.htm)

- **Health-related states**—Although infectious diseases were clearly the focus of much of the early epidemiological work, this is no longer true. Epidemiology as it is practiced today is applied to the whole spectrum of health-related events, which includes chronic disease, environmental problems, behavioral problems, and injuries in addition to infectious disease.
- **Populations**—One of the most important distinguishing characteristics of epidemiology is that it deals with groups of people rather than with individual patients.
- **Control**—Finally, although epidemiology can be used simply as an analytical tool for studying diseases and their determinants, it serves a more active role. Epidemiological data steers public health decision making and aids in developing and evaluating interventions to control and prevent health problems. This is the primary function of applied, or field, epidemiology.

Epidemiological Studies

As mentioned earlier, epidemiologists used several different types of studies. Simply speaking, these can be classified as either **experimental**, where the epidemiologists have control over the circumstances from the start, or **observational**, where they do not. Vaccine efficacy trials are a good example of experimental studies because investigators control who gets the vaccine and who doesn't. Observational studies can be further subdivided into **descriptive** and **analytical** studies. In a descriptive study, the epidemiologist collects information to characterize and summarize the health event or problem. In an analytical study, the epidemiologist relies on comparisons between groups to determine the role of various risk factors in causing the problem. Descriptive epidemiology is the most basic of these categories and is fundamental to the work of an epidemiologists.

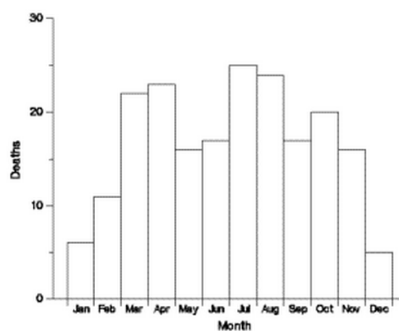
Another way of comparing descriptive and analytical epidemiology is to say that in the descriptive process, we are concerned with "person" (Who was affected?), "place" (Where were they affected?), and time (When were they affected?). Once we know the answers to these questions, we can enter the realm of analytical epidemiology and ask how and why these people were affected.



Descriptive Study: Farm Tractors

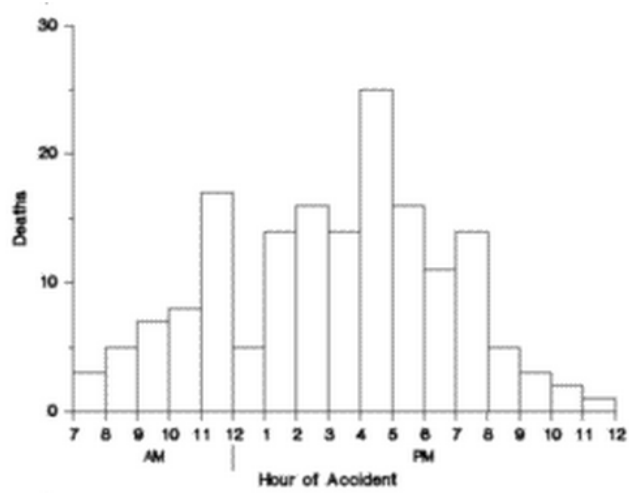
A descriptive study of fatalities associated with the use of farm tractors illustrates the usefulness of person, place, and time for drawing inferences about health problems. The study was conducted in the early 1980s, using data from death certificate records, which are a readily available surveillance system. Take a moment to study the graphics below and consider what the data might mean. Write your "Inference" in each box following the graphs.

1) Deaths associated with tractor injuries, by month of death, Georgia 1971-1981



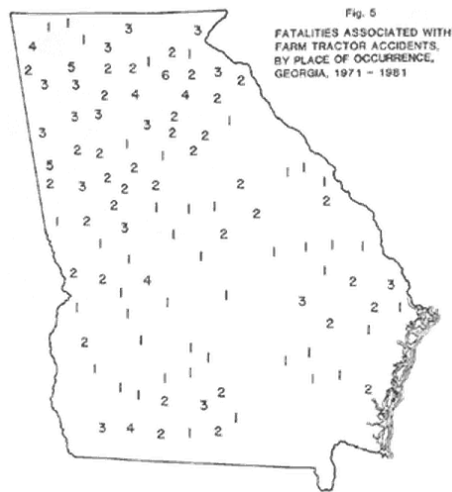
Inference:

2) Deaths associated with tractor injuries, by time of day, Georgia 1971-1981



Inference:

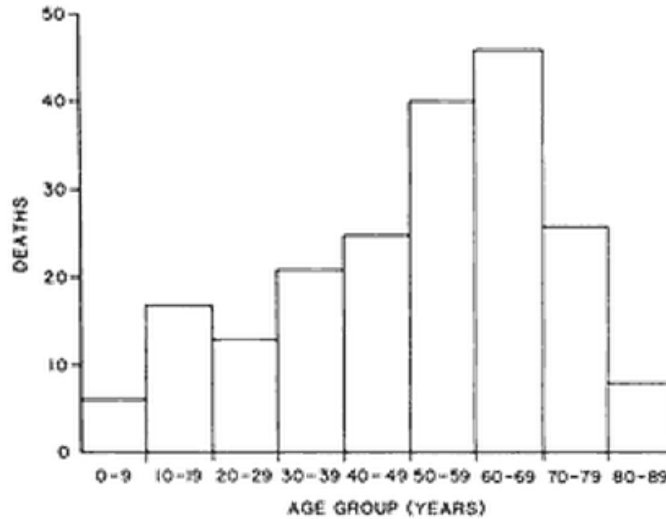
3) Deaths associated with tractor injuries, by place, Georgia 1971-1981



Inference:

4) Deaths associated with tractor injuries, by age group, Georgia 1971-1981

Fig. 1 FATALITIES ASSOCIATED WITH FARM TRACTOR ACCIDENTS, BY AGE GROUP, GEORGIA, 1971 - 1981



Inference:



Analytical Studies: Cross-sectional, Cohort, and Case-control

Any inferences you make are likely bases for hypotheses, which would then have to be tested using one of three analytical study designs: cross-sectional, cohort, and case-control. In all three types, the epidemiologist is attempting to discover the relationship between an exposure or risk factor and a health outcome. For example: Did the chicken salad at the company picnic cause the salmonella outbreak? Does cigarette smoke cause lung cancer? Are alcohol use and motor vehicle crashes related? Does the supplement L-tryptophan cause EMS?

The first type of design, a **cross-sectional study**, is basically the same as a survey. In this type of study, the epidemiologist defines the population to be studied and then collects information from members of the group about their disease and exposure status. Since the data represent a point in time, it's like taking a "snapshot" of the population. Cross-sectional studies are good for examining the relationship between a variable and a disease, but not for determining cause and effect, which requires data over time. Cohort studies and case-control studies are much better suited to examining cause-and-effect relationships.

In a **cohort study**, you select the study population according to their exposure, regardless of whether they have the disease or health outcome you're studying. You then determine the outcomes and compare them on the basis of the individuals' exposures. Cohort studies are often referred to as **prospective** studies because they follow the study population forward in time, from suspected cause to effect. An example would be dividing a group of people on the basis of their smoking status and following them for 20 years to see if they develop lung cancer. Cohort studies are also used to investigate outbreaks in small, well-defined

populations. For example, you would use a cohort study to answer the question posed earlier regarding the cause of a salmonella outbreak at a company picnic. In this situation, you would ask each attendee about their exposure (e.g., what foods and beverages they consumed at the picnic) and whether they became ill afterward. The relationship between exposure and outcome in a cohort study is quantified by calculating the **relative risk** for the exposure.

Cohort studies have several advantages:

- You can examine multiple outcomes for a single exposure. For instance, if you select a group based on their smoking exposure, you can look not only at the incidence of lung cancer, but also at the incidence of cardiovascular disease, emphysema, burns, other smoking-related outcomes.
- Cohort studies are very useful in examining rare exposures, such as asbestos exposure and lung cancer.
- You can directly calculate the incidence of disease for each of the exposure groups.
- The temporal sequence is logical: you are starting with exposure and following forward in time to the development of disease.

Disadvantages of cohort studies are that they are costly in time and resources and, if the disease is rare, you need a large number of subjects. Also, because you are following forward in time, logistical problems may develop and subjects can be lost to follow-up.

In a **case-control study**, the epidemiologist is working backward, from the effect to the suspected cause. For this reason, case-control studies are often referred to as **retrospective** studies. Participants are selected on the basis of the presence or absence of the disease or outcome in question, so that you have one group of people (case-subjects) with the health problem and one without (controls). These groups are then compared to determine the presence of specific exposures or risk factors. For example, you could pick a group of people with lung cancer and a group without and then compare them for their history of exposure to smoking. The relationship between exposure and outcome in a case-control study is quantified by calculating the **odds ratio**.

Case-control studies have three primary advantages:

- You can examine multiple exposures for a single outcome.
- They are well suited for studying rare diseases and those with long latency periods.
- They require fewer case-subjects and are generally quicker and less expensive to conduct than cohort studies, which makes them well suited for the conditions of an outbreak investigation.

The disadvantages of case-control studies are that they aren't suitable for studying rare exposures; they are subject to bias because of the method used to select controls; and they don't allow you to directly measure the incidence of disease. Also, because they look backward, case-control studies may create uncertainty about the temporal relationship between exposure and disease.

Source: CDC EXCITE Epidemiology Lesson(http://www.cdc.gov/excite/classroom/intro_epi.htm)



Examples of Epidemiological Studies

Find a summary of a health-related research study (news article, abstract of a journal article, etc.) and determine what type of study it is (**Cross-sectional**, **Cohort**, or **Case-control**). Explain the study and provide evidence showing which type of study it is. Then explain **WHY** you believe the scientists chose that particular type of study method for their research.

Challenge: Try to find one example of **EACH** type of study!