

OVERVIEW

BIG IDEA

Access to healthcare in the United States is a major health disparity.

OBJECTIVE

11.1: Describe how Americans access health care and identify groups that have difficulty accessing care

AGENDA

1. Access to Health Care:
 - a. The Data
 - b. The Conclusions
2. Reading
3. Discussion & Web Search

HOMEWORK

Examine data on insurance access by state and answer questions based upon the data.

LESSON 11.1


Health Care Access

SUMMARY:

This lesson will introduce students to the deeply complex and challenging issues of access to health care in our country. Students will begin with a data set showing where insurance coverage comes from for Americans and how insurance status varies by race, age, and other variables. Students will work toward making a strong Claim-Evidence-Warrant based conclusion using this data. Next, students will read an overview from a CDC report and then use online research and discussion to determine how things have changed from 2010 until present time with the implementation of the Affordable Care Act.

STANDARDS:

IL Learning Standard 22.B.5: Describe and explain the factors that influence health among individuals, groups, and communities.



MODULE 11: HEALTH POLICY
LESSON 11.1

Access to Health Care

Obj. 11.1: Describe how Americans access health care and identify groups that have difficulty accessing care

Access to Health Care: The Data

The services offered by health care providers in the United States are perhaps the best offered anywhere in the world. Unfortunately, the services are not accessible to all Americans because they cannot afford them. Examine the graph and table below and use the data to complete the Claim-Evidence-Reasoning exercise on the following page.

Figure 1: Sources of Insurance Coverage, 2011

Source of Insurance	Percentage
Employer-Sponsored Insurance	55.1%
Medicare	15.2%
Medicaid	16.5%
Direct Purchase	9.8%
Military	4.4%
Uninsured	15.7%

Table 1: Uninsured Rates by Age, Race/Ethnicity and Household Income


		Percent of the Total Population	Percent of the Uninsured ^[2]	Uninsured Rate ^[3]
Age	Under 18	25.4%	25.7%	9.7%
	18-25	9.7%	17.0%	27.7%
	26-34	12.0%	21.1%	27.5%
	35-44	12.9%	17.3%	25.0%
	45-64	26.5%	27.0%	16.3%
	65 and older	13.4%	1.4%	1.7%
Race/Ethnicity	White, Non-Hispanic	64.3%	45.3%	13.1%
	Black	13.1%	16.1%	19.5%
	Asian	5.3%	5.6%	16.8%
	Hispanic (any race)	17.3%	33.6%	35.1%
Household Income	Less than \$25,000	16.0%	30.7%	25.4%
	\$25,000-\$49,999	23.3%	31.6%	21.5%
	\$50,000-\$74,999	16.5%	18.1%	15.4%
	\$75,000+	39.2%	19.3%	7.8%


[2] Percent of uninsured is the number of uninsured people in the specified category divided by the total uninsured population. For Race/Ethnicity, it is the percent of those that reported Race/Ethnicity in one of the four categories.

[3] Uninsured rate is the number of uninsured people in the specified category divided by the total number of people in that specific category.

DO NOW: Ask students what other barriers besides income might exist. Ask students what they already know about the distribution of access to health care in our country.

Source: <http://aspe.hhs.gov/health/reports/2011/cpshealthins2011/ib.shtml>




**Access to Health Care: Your Conclusion**
Do all Americans have the same access to health care?
STEP 1: Find evidence to answer this question
STEP 2: Develop your claim
STEP 3: Organize evidence & reasoning

Claim:	Reasoning #1	Evidence #1
	Reasoning #2	Evidence #2
	Reasoning #3	Evidence #3

Conclusion Paragraph (Claim-Evidence-Warrant/Reasoning)

THINK: See Lesson 9.10 for a primer on using Claim-Evidence-Warrant for making conclusions. If students have had this lesson before, review briefly. If not, spend a few extra minutes going through the process.



Lesson 11.1 Instructor Guide

MODULE 11: HEALTH POLICY



Access to Health Care

Read the summary of the CDC MMWR Vital Signs report from 2010. As you read, think about how much has changed since 2010.

A record number of adults 18-64 years old are uninsured
November 2010







1 in 4
About 25 percent of adults 18-64 years old report being uninsured for at least part of the past 12 months (January-March 2010 survey).



1 in 3
About 32 percent of adults 18-64 years old living in middle-income households report being uninsured for at least part of the past 12 months (2009 survey)*.



7x
Adults 18-64 years old with no health insurance at all in the past 12 months were 7 times more likely to skip medical care for cost reasons, compared with those continuously insured (2009 survey).

New 2010 estimates show that the number of Americans without health insurance is growing, affecting middle-income Americans as well as those living in poverty. About 50 million adults 18-64 years old had no health insurance for at least some of the past 12 months. People in all income brackets have been affected, not just adults living in poverty, according to a 2009 survey. In the past few years, the number of adults aged 18-64 who went without health insurance for at least part of the past 12 months increased by an average of 1.1 million per year. About half of those additional adults were middle-income.* Adults without consistent health insurance are more likely to skip medical care because of cost concerns, which can lead to poorer health, higher long-term health care costs, and early death.

*About \$43,000-\$65,000 household income for a household of four

Source: <http://www.cdc.gov/vitalsigns/healthcareaccess/>




Then & Now...

With a partner, search for news and websites online that provide a more current picture of the state of health care coverage and access in the United States now. Then answer the questions below.

1. Have there been any significant changes in access to health care? If so, what?
2. How has the Affordable Care Act (ACA) changed the accessibility to health care so far? What changes are predicted to take place in the future?

READ: Ask students, “Why might the number of Americans without health insurance be growing (in 2010)? Do you think this is still true today?”

DISCUSS: Warn students that they may come across very mixed reports on the success of the ACA. Encourage them to use unbiased sources and ensure that claims they read are supported by evidence and reasoning.



Lesson 11.1 Instructor Guide

MODULE 11: HEALTH POLICY



Check Your HC Accessibility Know-How

1. Susan is a seventy-year-old retired nurse. Which of the following is most likely her source of health insurance?
A. Medicaid
B. Medicare
C. Employer sponsored
D. Private insurance
2. A forty-year old man had employee-based health care until he became unemployed. He could not afford the cost of his health care plan on his own, therefore, he is uninsured. He has high blood pressure and experiences episodes of shortness of breath. Where is he guaranteed care?
A. Private doctor's office or Emergency room
B. Emergency room or Veterans hospital
C. Emergency room or public clinic
D. Private doctor's office or public clinic



Uninsured Rates by State

Examine the data below and answer the questions that follow.

U.S. State Info

The percentage of currently uninsured adults, 18-64 years old, varies by state, ranging from 6% in Massachusetts, where there are strong state policies on coverage, to 29% in Texas.

Percentage of adults 18-64 years old without health insurance at the time of interview — 2009 Behavioral Risk Factor Surveillance System, US



Source: <http://www.cdc.gov/vitalsigns/healthcareaccess/infographic.html>

1. What was the uninsured rate range of your state, according to this map from 2010?
2. What factors do you think might influence the great differences among states in rates of uninsured citizens?

ASSESS: Answers: 1. B; 2. C

HOMEWORK: The purpose of this homework assignment is to get students to reflect on how disparities in health care are also geographical. Ask them why these geographical disparities might exist.

Questions:

1. What was the uninsured rate range of your state, according to this map from 2010?
2. What factors do you think might influence the great differences among states in rates of uninsured citizens?